

Lara
0 M / Max 17 kg



These instructions detail the safe use, assembly and maintenance of your product. Please read these instructions carefully and ensure that they are followed at all times. Failure to do so could result in serious injury or death.



WARNINGS: TO AVOID INJURY OR DEATH:

ALWAYS APPLY THE BRAKES WHENEVER THE STROLLER IS STATIONARY.

- **DO NOT LEAVE CHILDREN UNATTENDED.**
- **SECURE THE CHILD IN THE HARNESS AT ALL TIMES.**
- **DO NOT CARRY EXTRA CHILDREN OR BAGS ON THIS STROLLER.**
- **MAKE SURE CHILDREN ARE CLEAR OF ANY MOVING PARTS IF YOU ADJUST THE STROLLER.**



WARNINGS:



- Secure the child in the harness at all times and ensure that the safety harness is adjusted firmly but comfortably to the child's body.
- To avoid injury ensure that your child is kept away when folding and unfolding the stroller.
- Ensure that all locking devices are engaged before use.
- Never leave safety harness connected when not fitted to a child in the stroller, as this may create loops that cause a strangulation hazard.
- Never leave a child in the stroller when ascending or descending stairs or escalators, or when travelling on other forms of transport.
- Use the tether strap to prevent the stroller rolling away.
- Do not allow children to stand on the seat or footrest.
- Do not attempt to lift the stroller by the bumper bar.
- Engage front wheel swivel locks when travelling on rough or uneven surfaces.



WARNINGS:



- Regularly inspect all parts and locking devices, promptly replace worn out or broken parts.
- Use only the accessories which are supplied by Dorel Australia and approved for use with this stroller.
- To prevent the risk of the stroller catching fire, do not park it near an open fire, heater and barbecue.
- Fingers or parts of the body could be injured when the stroller is being folded or unfolded. Please use caution when folding or unfolding the stroller.
- This stroller has been designed for use on flat or gently sloped surfaces. Using this stroller on uneven or higher sloped surface may cause the stroller to become unstable and tip over.
- Do not run or jog with this stroller.
- This product is not intended for commercial use.
- The maximum weight of the child using this stroller is not to exceed **17kg** (approximately 3.5 years of age). Shopping basket capacity should not be more than **4kg**.

EN

INSTRUCTIONS FOR USE

FR

MODE D'EMPLOI

DE

GEBRAUCHSANWEISUNG

NL

GEBRUIKSAANWIJZING

IT

ISTRUZIONI D'USO

SV

ANVÄNDARINSTRUKTIONER

DA

BRUGSANVISNING

FI

KÄYTTÖOHJEET

PL

INSTRUKCJA OBSŁUGI

NO

BRUKSANVISNING

RU

ИНСТРУКЦИЯ ПО ПРИМЕНЕНИЮ

TR

KULLANIM TALIMATLARI

HR

UPUTSTVO ZA UPORABU

SK

INŠTRUKCIE NA POUŽITIE

BG

ИНСТРУКЦИИ ЗА УПОТРЕБА

UK

ІНСТРУКЦІЯ ПО ЗАСТОСУВАННЮ

HU

HASZNÁLATI UTASÍTÁSOK

SL

NAVODILA ZA UPORABO

ET

KASUTUSJUHEND

CZ

INSTRUKCE K POUŽITÍ

EL

ΟΔΗΓΙΕΣ ΧΡΗΣΕΩΣ

RO

INSTRUCȚIUNI DE UTILIZARE

AR

لإمعةتس إلإ تإمإلعةت

HE

הוראות שימוש

Index



7



8



14



17



20



28



33





EN	Assembling	HR	Sastavljanje
FR	Montage	SK	Montáž
DE	Montage	BG	Монтиране
NL	Montage	UK	Монтаж
IT	Montaggio	HU	Szerelés
SV	Montering	SL	Montaža
DA	Montering	ET	Komplekteerimine
FI	Asennus	CZ	Montáž
PL	Montaż	EL	Συναρμολόγηση
NO	Montering	RO	Asamblar
RU	Сборка	HE	הרכבה
TR	Montaj	AR	التجميع

www.maxi-cosi.com.au



1.



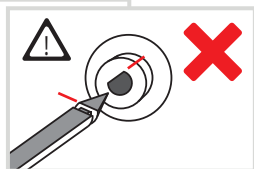



2.





3.






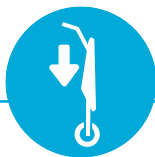
4.





5.






EN	Folding	HR	Sklapanje
FR	Pliage	SK	Skladanie
DE	Zusammenfalten	BG	Сгъване
NL	Invouwen	UK	Складання
IT	Chiusura	HU	Összecsukás
SV	Ihopfäll	SL	Zlaganje
DA	Sammenfoldning	ET	Kokkupanemine
FI	Kokoon taittaminen	CZ	Skládání
PL	Sklądanie	EL	Κλείσιμο
NO	Sammenlegging	RO	Pliere
RU	Складывание	HE	קיפול
TR	Katlanma	AR	الطي

www.maxi-cosi.com.au




1.





2.





EN	Unfolding	HR	Rasklapanje
FR	Dépliage	SK	Rozkladanie
DE	Aufklappen	BG	Разгъване
NL	Uitvouwen	UK	Розкладання
IT	Apertura	HU	Szétnyitás
SV	Fälla upp	SL	Razpiranje
DA	Udfoldning	ET	Avamine
FI	Kasaaminen	CZ	Rozkládání
PL	Rozkładanie	EL	Άνοιγμα
NO	Oppsetting	RO	Depliere
RU	Раскладывание	HE	פתיחה
TR	Açılma	AR	البيسط

www.maxi-cosi.com.au



1.





2.






EN	Use	HR	Uporaba
FR	Usage	SK	Použitie
DE	Verwendung	BG	Употреба
NL	Gebruik	UK	Використання
IT	Utilizzo	HU	Használat
SV	Användning	SL	Uporaba
DA	Brug	ET	Kasutamine
FI	Käyttö	CZ	Použití
PL	Użytkowanie	EL	Χρήση
NO	Bruk	RO	Folosire
RU	Использование	HE	שימוש
TR	Kullanım	AR	الاستخدام

www.maxi-cosi.com.au




1.



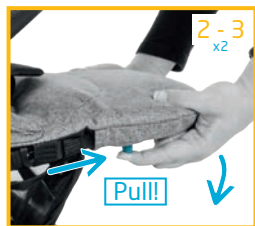


2.







3.





4.





5.







6.




CARRYING THE STROLLER

1. Fold the stroller, and ensure it is locked properly
2. Carry stroller by shoulder strap.
3. To use included Carry Bag, place the stroller in the bag and secure the zip.

WARNING:

Store strap in stroller pocket when not in use.



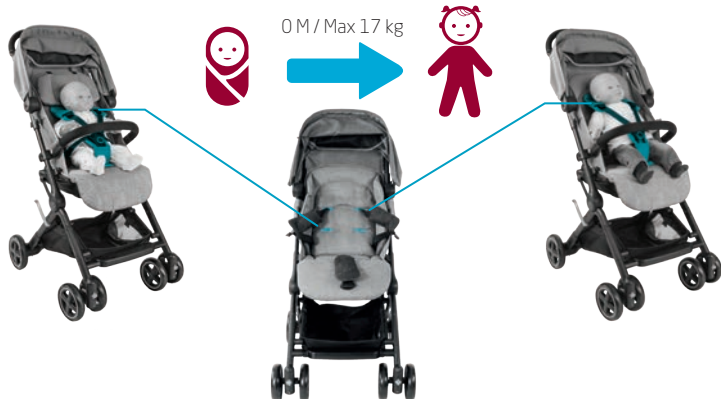


EN	Child installation	HR	Stavljanje djeteta
FR	Installation de l'enfant	SK	Inštalácia pre deti
DE	Anschnallen des Kindes	BG	Монтиран продукт за деца
NL	Plaatsen van het kind	UK	Розміщення дитини
IT	Accomodare il bambino	HU	Gyermek behelyezés
SV	Placera barnet	SL	Namestitev otroka
DA	Barneinstallation	ET	Lapse paigutamine
FI	Lapsen asettaminen	CZ	Umístění dítěte
PL	Umieszczenie i zabezpieczenie dziecka	EL	Τοποθέτηση του παιδιού
NO	Plassering av barnet	RO	Introducerea copilului
RU	Размещение ребенка	HE	הושבת הילד
TR	Çocuğun yerleştirilmesi	AR	تنشيت الطفل

www.maxi-cosi.com.au



1.



*EU stroller/harness shown. AU version does not provide head rest.



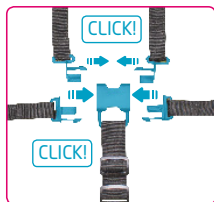

WARNINGS:

USE THE HARNESS AT ALL TIMES.

- **ENSURE YOUR CHILD IS SECURED WITH A CORRECTLY ADJUSTED HARNESS.**
- **THE ADJUSTED HARNESS SHOULD CLOSELY FIT THE CHILD.**
- **NEVER LEAVE THE HARNESS BUCKLED WHEN NOT FITTED TO A CHILD IN THE STROLLER, BECAUSE THE HARNESS CAN FORM LOOPS WHICH MAY POSE A STRANGULATION HAZARD.**
- **WHEN HARNESS IS NOT IN USE, DISCONNECT SHOULDER STRAPS FROM THE WAIST STRAPS AND BUCKLE TO PREVENT STRANGULATION.**



2.





3.



*EU stroller/harness shown.



- Always store in a clean and dry place.
- Clean the frame by wiping with a damp cloth.
- Do not use abrasives, bleach or strong detergents.
- Spot clean fabrics with warm water and mild soap.
- Ensure fabric is dry before storing.
- Occasionally clean and lubricate wheels with a light lubricating oil.
- Regularly check for loose parts and tighten when required.
- Damaged or broken parts should be immediately replaced.

www.maxi-cosi.com.au



DOREL AUSTRALIA PTY LTD

655-685 Somerville Road
Sunshine West Victoria 3020
Hours: 8:30 am - 5:00 pm Mon-Fri

Email: customerservice@dorel.com.au
Phone: 1300 809 526

IGC DOREL NEW ZEALAND LTD

14 Sir William Avenue
East Tamaki Auckland 2013
Hours: 8:00 am - 5:00 pm Mon-Fri

Email: customerservice@dorel.co.nz
Phone: 0800 628 000 (toll free)

Specifications are subject to change without notice.
Copy or reproduction without permission is prohibited.
© 2019 Dorel Australia Pty Ltd.

All Rights Reserved.
www.dorel.com.au
02/2019

