

**SKIP\*HOP®**

EN

**CLEANING & CARE:**

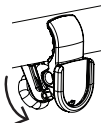
Wipe clean with a damp cloth.

**MOUNTING INSTRUCTIONS:**


**\*Adult assembly required.**



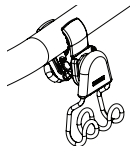
1. Turn knob counterclockwise to open.



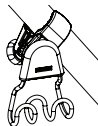
2. Place hub around stroller bar or shopping cart handle so the hook side is vertical. Turn knob clockwise to tighten.



3. Slide stroller hook into slot.



4. Check to make sure hub is secure before placing anything on the hook.



5. Hub can be mounted on bars at any angle: to adjust angle remove hook, rotate, then re-insert.

**⚠ WARNING:**

To prevent stroller from tipping, remove items from stroller hook prior to removing child. Do not overload. Too much weight may cause stroller to tip. This item is not to be used in playpens, play yards, cribs, bicycles, motor vehicles, or high chairs. This item is for adult use only. Throw away at first sign of damage or weakness. Remove & discard all packaging materials properly.

**Maximum weight load: 10 lb**

400325-01