

SKIP*HOP®

235450-03

made for me potty



OWNER'S MANUAL

ENGLISH • ESPAÑOL • FRANÇAIS • DEUTSCHE • NEDERLANDS • PORTUGUÊS • 中文

© 2019 Skip Hop, Inc.
50 W 23 ST, NY, NY 10010
In the US: 888.782.9548
www.skiphop.com
Made in China

EU REP:
Fox Williams
10 Finsbury Square
London EC2A 1AF, UK

Meets or exceeds
applicable safety
standards.

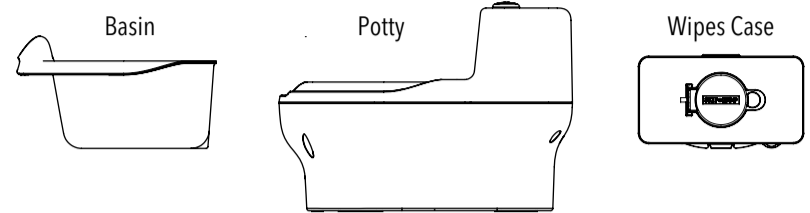


WARNING: Never leave your child unattended. The product must be assembled by an adult. The product shall be placed in a free area, far from obstacles on which the child may fall down and be hurt. Children have been stuck when they passed their head through the ring. Don't let the child play with the potty.

EN Read all instructions and warnings before assembly and use of the potty.

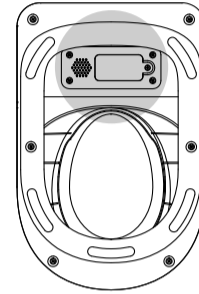
IMPORTANT! Keep instructions for future use.

CONTENTS:

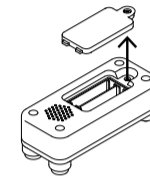


INSERTING THE BATTERIES:

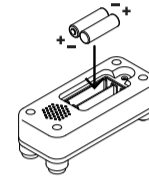
Adult assembly required.



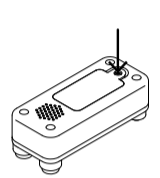
Bottom view of potty



Loosen the battery door screw using a Phillips head screwdriver.



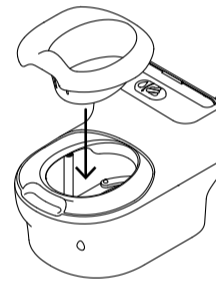
Open battery door compartment and insert two new AAA (1.5V) alkaline batteries. Be sure to insert with correct polarity.



Position battery door securely back into place and tighten with screwdriver. *Batteries should be replaced by an adult.

INSTRUCTIONS FOR USE:

Adult assembly required.

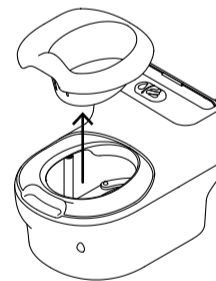


Insert basin into potty before use.



Press button to play flushing sound.

CLEANING & CARE:



Basin: To clean the basin, remove from potty. Wipe clean with mild soap and water. If desired, a solution of household disinfectant can be used.



Refill wipes inside case and insert back into back of potty.

Potty: To clean the potty, wipe clean with mild soap and water. Do not submerge in water.

Overfilling can make wipes difficult to dispense.

BATTERY INFORMATION:

- At the end of product life, remove batteries from product by following the above battery replacement instructions. Always dispose of used batteries properly. See section on safety and disposal information.
- Batteries are to be inserted with the correct polarity.
- Do not burn batteries.
- Non-rechargeable batteries are not to be recharged.
- Rechargeable batteries are only to be charged under adult supervision.
- Rechargeable batteries are to be removed from the toy before being charged.
- Exhausted batteries are to be removed from the toy.
- The supply terminals are not to be short-circuited.
- Different types of batteries or new and used batteries are not to be mixed.
- Do not mix alkaline, standard (carbon-zinc), or rechargeable batteries.

CONSUMER INFORMATION: SAFETY AND DISPOSAL

At end of product life remove batteries from product by following the battery replacement instructions. Substances used in batteries pose potential environmental and health effects. Do not mix waste batteries with other waste. Keep waste batteries separate. Do not dispose of by landfill or by incineration. Return waste batteries to your point of purchase or recycle center. Recycle all waste batteries per local regulation. Do not dispose of Waste Electrical Electronic Equipment (WEEE), including batteries, in unsorted municipal waste; collect separately. Dispose of at WEEE collection sites per local regulation. WEEE contains chemicals that are hazardous to the environment and human health. The end-user's participation is critical to the success of WEEE collection.

