

保修政策

感谢您使用锐达科技产品，为了使我们的服务让您更满意，请认真阅读以下条例并妥善保管此保修卡。在保修时必须提供此保修卡。

一、质保说明：

- 1、我们为IQ智能笔提供一年的质保。详情请见质保文件及销售合同。
- 2、请您购买时慎重考虑，如无质量问题，恕不退换。

二、免责说明：

- 属于下列情况之一的，无论是否在保修期限之内，均不免费保修：
- 1、人为造成表面腐蚀、裂痕或凹凸的，由于非正常安装、使用、维护而造成的损坏的。
 - 2、电路接口变形或断裂。
 - 3、产品出厂期超过保修期限的。
 - 4、被非授权维修服务商或技术人员维修过的或用户自己拆装过的。
 - 5、原装标签或条形码曾被移动、破坏或涂改的。

三、软件升级：

同一型号下应用软件终生免费升级，不同型号附加的功能模块不提供免费升级。

四、锐达互动科技股份有限公司将保留对此服务条款的最终解释和更改的权利。

保修卡

产品名称：_____

产品型号：_____

经销商名字：_____

经销商电话：_____

购买日期：_____


用户名字：_____

维修人员签名：_____

经销商盖章：_____

IQ智能笔V2.0

——用户手册——



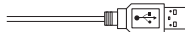
物品列表：



IQ智能笔V2.0*1



2.4 USB接收器*1



USB充电线*1



说明书*1

产品规格：

品名：IQ智能笔V2.0
笔头：兼容红外技术，3mm & 8mm
数据传输模式：2.4GHz RF 无线科技
接口：Micro USB
电池：内置150mAh锂电池
工作电流：大约10mA
工作距离：15m
支持的操作系统：Windows XP/7/8/10
工作电压：USB供电，4.5-5.5V

安全提示：

- 1 请勿将产品用于儿童玩耍！
- 2 非专业人员请勿擅自拆卸！

产品图解：



按键功能：

按键	功能
Key1	单击 画笔颜色切换 (批注模式下)
	长按 批注模式：开启/退出
Key2	单击 上一页
	长按 PPT放映：开始/结束 (用户可在驱动里自定义功能)
Key3	单击 下一页
	长按 黑屏 (用户可在驱动里自定义功能)
Key4	单击 屏幕截图 (用户可在驱动里自定义功能)
	长按 聚光灯/放大镜/激光笔

操作步骤：

步骤1：在Windows下安装IQ SmartPen驱动

步骤2：将USB接收器插入PC的USB口

操作提示：

- 1.接收器的接受距离会受到周围电子设备的干扰而减少。
- 2.本机无任何操作时自动进入省电模式，正常使用过程中勿需关机。
- 3.当本产品电量过低时，蓝色指示灯会闪烁，请及时充电。
- 4.充电时，红灯亮，充电完成时，红灯熄灭。

注1：请在以下网站下载IQ智能笔V2.0驱动：
<https://www.iqboard.net/download-center.php>

注2：智能笔与USB接收器出厂前已配对成功。若智能笔与接收器未配对，导致产品无法正常使用时，同时按住智能笔上的KEY1与KEY4按键不放手插入USB接收器。此时鼠标光标开始转圈即为对码成功，可松开按键。配对成功！




证券代码
836453

锐达互动科技股份有限公司
福建省福州市高新区海西高新技术产业园创新园一期6#楼
400-666-8615
0591-38203003
www.iqboard.com.cn

IQ SmartPen V2.0

—User Manual—



Packing List:



IQ SmartPen V2.0 *1



2.4G USB Receiver *1



USB Cable *1



User Manual *1

Product Specifications:

Product Name: IQ SmartPen
 Pen Point: Compatible with infrared technology, 3mm & 8mm nano-tech
 Data Transmission Mode: 2.4GHz RF Wireless Technology
 Interface: Micro USB
 Battery: Built-in 150mAh lithium battery
 Operating Current: About 10mA
 Operating Distance: Within 15m
 Operating System: Windows XP/7/8/10
 Operating Voltage: USB-powered operation, 4.5-5.5V

Security Warning:

1. Do not use the product for children to play!
2. Do not disassemble the machine by non-professional personnel!

Product Illustration:



Functions Description:

Key	Function	
Key1	Click	Color switch
	Long Press	Annotation on/off
Key2	Click	Page up
	Long Press	PPT Slide on/off (users can customize the function in the driver)
Key3	Click	Page down
	Long Press	Black Screen (users can customize the function in the driver)
Key4	Click	Screenshot (users can customize the function in the driver)
	Long Press	Spotlight/Magnifier/Laser

Operation Steps:

- Step1: install IQ SmartPen Driver under the Windows;
 Step2: insert the USB receiver into the USB interface of PC;

Operation Tips:

1. The reception distance of the receiver will be reduced by the interference of the surrounding electronic devices.
2. The machine automatically enters the power-saving mode when there is no operation. Do not need to shut down the machine during normal use.
3. When the battery of this product is too low, the blue indicator light will flash, please charge it in time.
4. When charging, the red light is on, and when charging is completed, the red light is off.

NOTE 1: Please kindly download IQ SmartPen Driver in the following website:
<https://www.iqboard.net/download-center.php>

Note 2: IQ SmartPen and USB receiver have been paired successfully before leaving the factory. If IQ SmartPen and receiver are not paired and the product cannot be used normally, please press and hold the KEY1 and KEY4 buttons on the smart pen at the same time and then insert the USB receiver. The mouse cursor starts to draw circle, then you can release the button. Paired successfully!

Warranty Policy

Thanks for using IQ product. To obtain better warranty service, please carefully read the following clauses and keep this warranty card properly.

You should provide this warranty card for each warranty claim.

Duration of Warranty

1. We provide one-year warranty for IQ SmartPen. Please see the warranty documents and sales contract for details.
2. We do not replace or refund any sold product except for quality problem.

Disclaimers

- This warranty does not cover the following cases:
1. Man-made surface corruption, break, distortion, or damages due to improper installation, operation, and maintenance.
 2. Connecting port is distorted or cracked.
 3. Warranty period is expired.
 4. Product repaired by unauthorized service provider or personnel, or disassembled by users themselves.
 5. The original label or bar code has been removed, damaged or modified.

Software upgrade

We provide free lifetime upgrade service for software applied on the IQ product you buy. But we charge for upgrade service for different hardware and accessory function modules.
 Returnstar Interactive Technology Group Co., Ltd. reserves the final interpretation and modification rights of this warranty.

Warranty Card

Product Name: _____
 Product Mode: _____
 Dealer Name: _____
 Dealer Tel: _____
 Purchase Date: _____
 User Name: _____
 Maintenance Staff Signature: _____
 Dealer Seal: _____



STOCK CODE
836453

Returnstar Interactive Technology Group CO., LTD.
 6th Bldg. High-Tech Base. Fuzhou Fujian Prov. China
 0086-591-38202660
 0086-591-38203003
 www.IQBoard.net
 IQBoard@IQBoard.net