



# TBF-1 AVENGER

1/72 scale

Although the Grumman TBF Avenger torpedo bomber had only made its first flight on August 1, 1941, it was available in sufficient numbers by the outbreak of World War Two to become a major factor in that war.

One of the primary factors in the success of the Avenger was its ability to carry a full-size submarine torpedo. This required a large weapons bay which could also be used to haul up to 2,000 lbs of bombs or other weapons, whereas earlier torpedo bombers could carry little more than half that amount. The Avenger also was equipped with far more defensive armament than any other carrier-based dive or torpedo bomber. The most apparent was the power turret located behind the cockpit green house. Additional armament was located in the cowlings and the lower turret notch. This latter position sometimes gave the Japanese pilots a shock when they mistook the bombers for fighters and approached them from below, only to come face to face

with a live machine gun.

Nearly 10,000 of the big torpedo bombers were built by Grumman and General Motors' Eastern Aircraft Division. The GM-built models were designated TBM. Many of the TBMs were delivered to the Royal New Zealand Air Force and Great Britain's Royal Navy. Later versions of the Avenger were capable of carrying rockets and radar.

The end of the War did not bring an end to the Avenger's usefulness. Some were fitted with huge belly-mounted radar tubs for anti-submarine search; a few were modified into passenger transports for seven people for carrier shuttle flights, and eventually some found their way into the aerial fire fighting service.

Though large, with a 54 foot wingspan, the Avenger had a top speed of 278 mph. With a full weapon load the TBF had a range of over 1,200 miles. Power was provided by a 1,700 hp Wright Cyclone engine.

**ACADEMY**  
HOBBY MODEL KITS

**ACADEMY**  
ACADEMY PLASTIC MODEL CO., LTD.  
521-1, Yonghyeon-dong, Uijeongbu-si, Gyeonggi-do, Korea  
고객상담전화: 080-969-7000

1651



Cement Parts  
Coller  
Kleben  
Pegar  
Incollare  
Colar  
Kleven



DO NOT cement  
Ne pas coller  
Nicht kleben  
No pegar  
Non incollare  
Nao colar  
Niet kleven



Cut away  
Couper  
Scheiden  
Cortar  
Tagliare  
Cortar  
Snijden

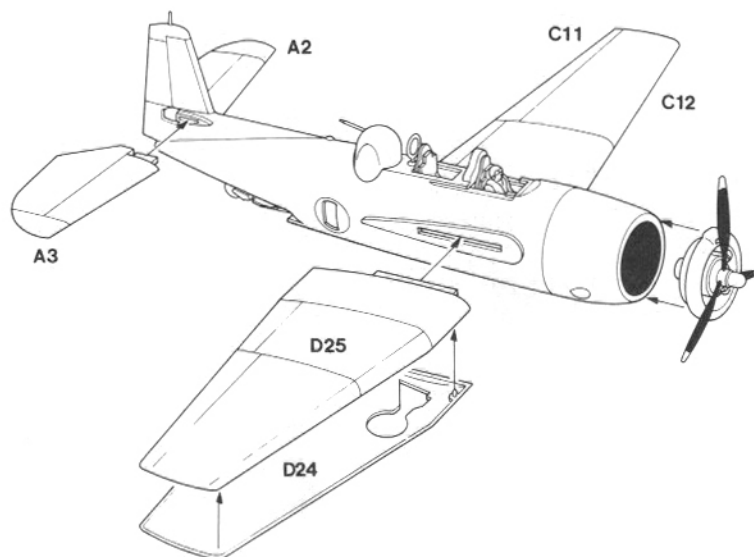
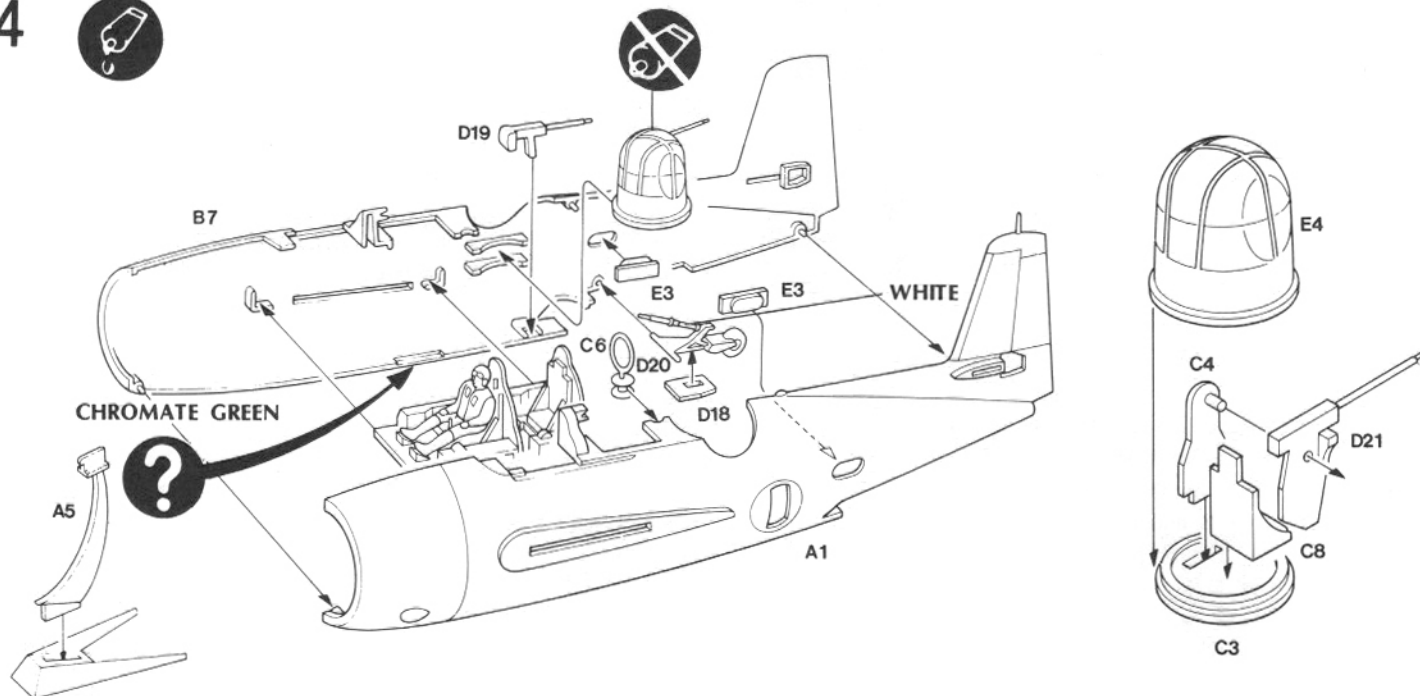
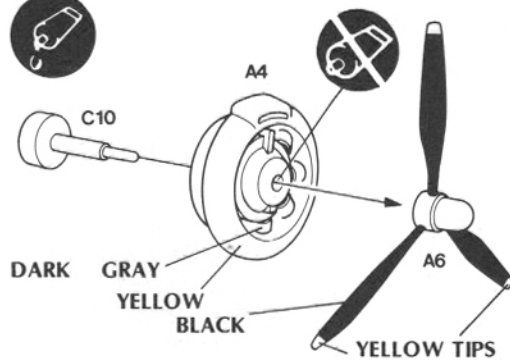
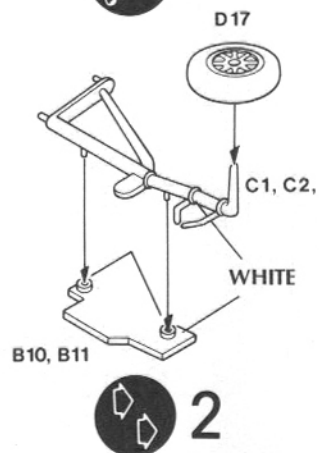
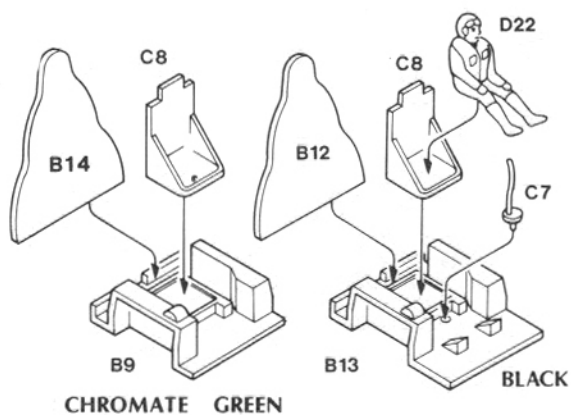


Optional parts  
Choix  
Auswahlmöglichkeit  
Eleccion  
Scltta  
Opcao  
Keuze

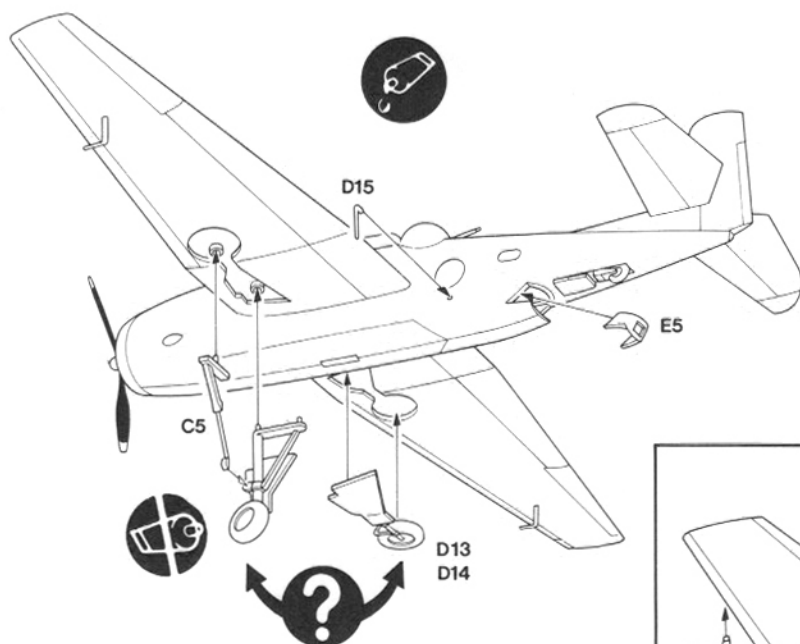


3

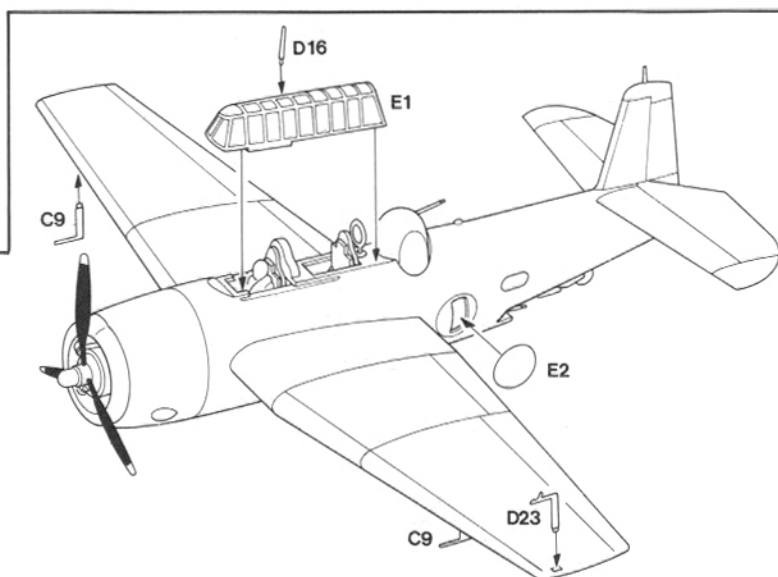
Repeat operation  
Répéter l'opération  
Vorgang wiederholen  
Repitir la operacion  
Ripetere  
Repitir a operação  
Herhalen



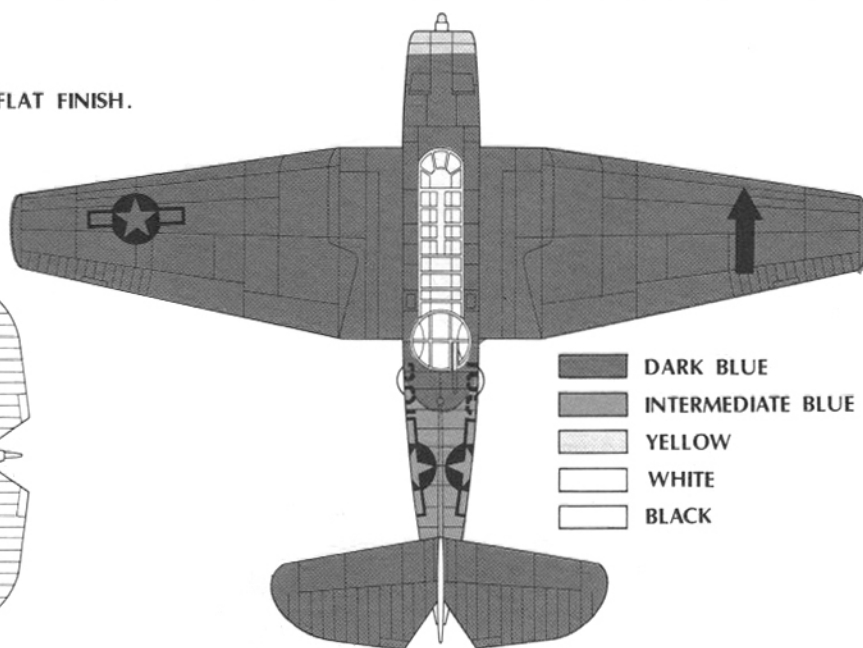
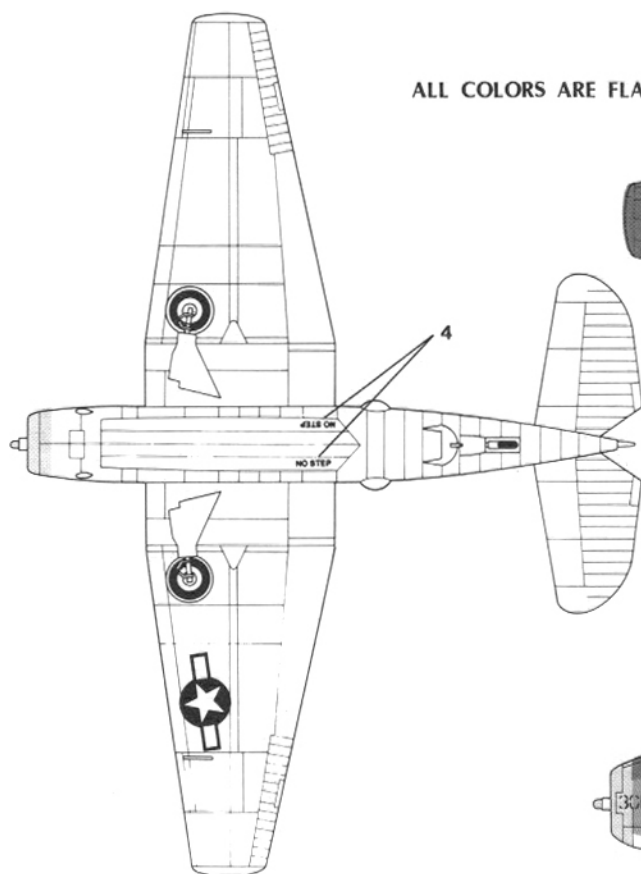
6



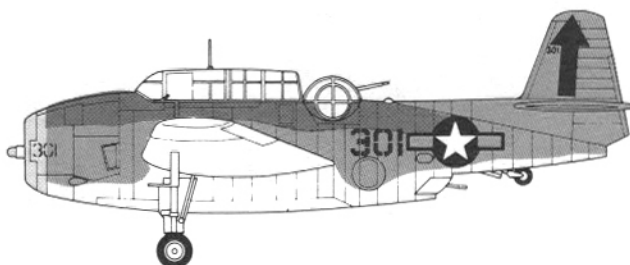
7



ALL COLORS ARE FLAT FINISH.



- DARK BLUE
- INTERMEDIATE BLUE
- YELLOW
- WHITE
- BLACK



**ACADEMY**

1651 HOBBY MODEL KITS