

# two-piece nappy user guide

**important:** Please read this user guide before using and/or washing these products. Washed and/or used items cannot be refunded.

**before use:** Prewash nappies hot (60°C)

**care instructions mionappy:** (nappy)

Machine wash hot (60°C). Do not use chlorine bleach. May be tumble dried warm. Do not iron.



**no soak method:** Nappies can be stored in a bucket until ready to wash. Simply lift off liner and place wet nappy in bucket. When ready to wash add 15mL (1 scoop) of miofresh to your washing powder drawer and wash with non-biological washing detergent up to 60°C.

**soak method:** Soak nappies in a solution (15mL of miofresh for every 5 litres of water) for a minimum of 2 hours. Rinse in cold water or wash in non-biological washing detergent as normal.

**dry:** Tumble dry warm or line dry

**care instructions miosoft** (nappy cover)

Machine wash hot (60°C). Do not use chlorine bleach. May be tumble dried cold. Do not iron.



Fold back Velcro® style tabs before washing

**dry:** Tumble dry cold or line dry

**staining:** Due to the nature of the product we cannot guarantee that this can be completely prevented. If staining occurs – use miofresh or a natural stain remover.

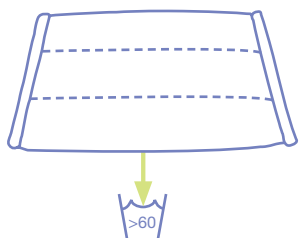
**disposing of mioliners:** Soiled liners can be flushed one at a time. Wet liners can be disposed of in the rubbish bin.

**Caution: Flushing of liners may cause blockages. Bambino Mio accept no responsibility for individual drainage systems.**

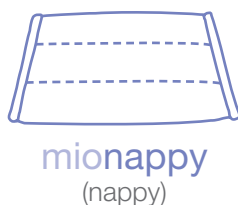
**troubleshooting:**

- Have you prewashed your nappies at 60°C? The nappies become more absorbent after the first few washes.
- Check that you have the right size nappy and cover for your child.
- Change nappies regularly every 2-4 hours.
- Do not use fabric softener as this will reduce the absorbency of the nappy.
- Check that the nappy is completely tucked in the cover at the waist and leg holes.
- Do not fold the nappy liner.
- Remove the liner to improve the containment of loose stools particularly for breastfed babies.
- By adjusting the angle of the Velcro® style tabs, you can alter the size of leg openings.
- Use mioboost to increase absorbency.
- Use sunlight as a natural bleaching agent.

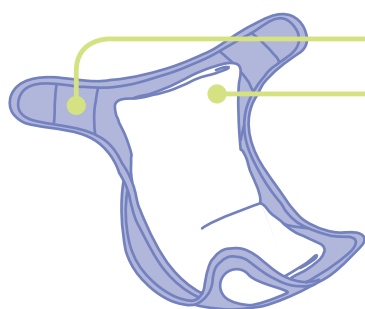
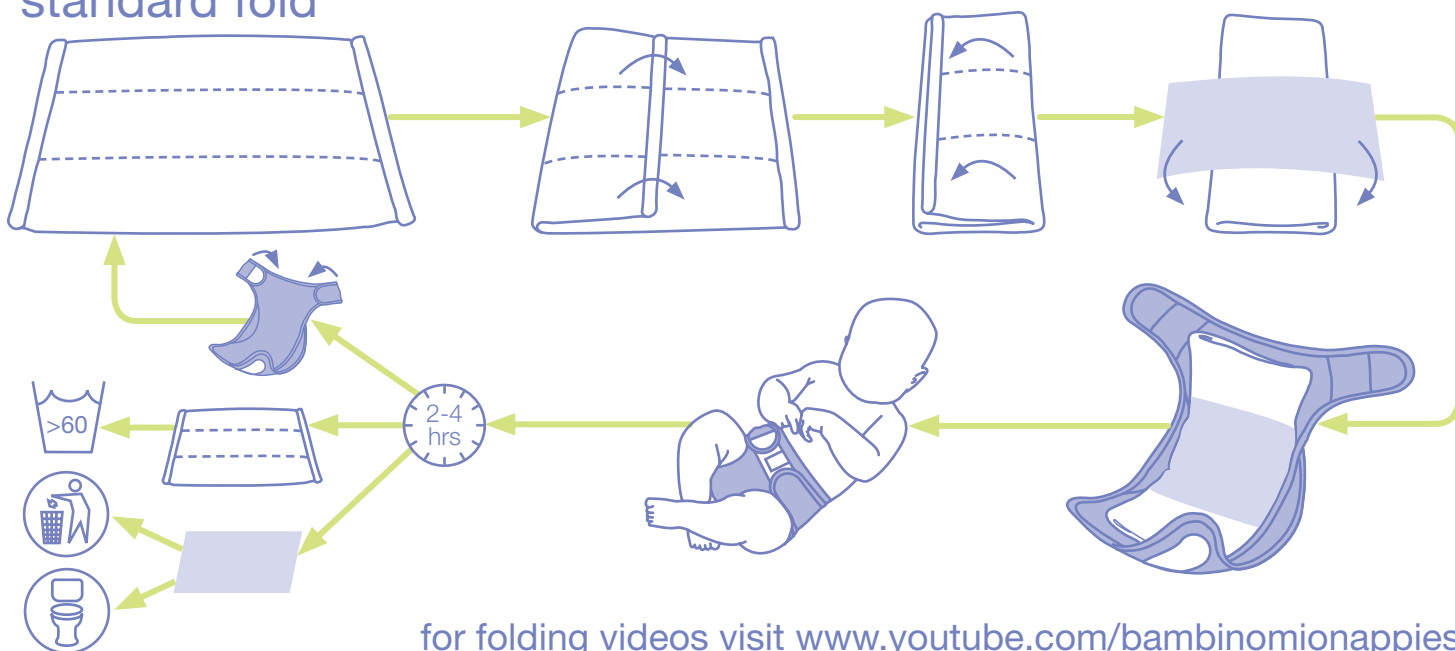
## getting started:



## you need:



## standard fold



miosoft (nappy cover)

mionappy (nappy)

miosoft size

newborn	<5kg (<11lbs)
small	5-7kg (11-16lbs)
medium	7-9kg (16-21lbs)
large	9-12kg (21-27lbs)
extra large	12-15kg (27-34lbs)

size ranges are approximate

mionappy size

1	up to 7kg (up to 16lbs)
2	7-16kg (16 - 35lbs)

for further information on using the Bambino Mio two-piece nappy system or to find out about other Bambino Mio nappy systems visit [www.bambino.co.uk](http://www.bambino.co.uk) [YouTube](#) [f](#) [t](#)

